

RHONDDA CYNON TAF COUNTY BOROUGH COUNCIL

BUDGET 2023/24

CONTENTS

	Page
Foreword by the Deputy Chief Executive and Group Director for Finance, Digital and Frontline Services	2 – 3
Profile of Rhondda Cynon Taf County Borough Council	4 – 6
Summary	7 – 14
Community & Children’s Services	15 – 29
Education & Inclusion Services	30 – 41
Chief Executive	42 – 58
Finance, Digital & Frontline Services	59 – 69
Authority Wide Budgets	70 – 72

Mae'r ddogfen yma ar gael yn y Gymraeg / This document is available in Welsh.

FOREWORD BY THE DEPUTY CHIEF EXECUTIVE AND GROUP DIRECTOR FOR FINANCE, DIGITAL AND FRONTLINE SERVICES

On the 8th of March 2023 the Council agreed the Cabinet's proposals and recommendations for the revenue budget for the 2023/24 financial year, alongside the Council's Three-Year Capital Programme 2023/24 – 2025/26.

The 2023/24 revenue budget setting process was undertaken within the context of significant financial pressures and increasing demand for services as a result of the on-going UK wide cost-of-living crisis and legacy of the Covid-19 pandemic. Against this position, on the 28th of February 2023 the Minister for Finance and Local Government (Rebecca Evans MS) announced revenue funding levels for local authorities in Wales, an increase of 6.6% for Rhondda Cynon Taf, which was below the average all Wales increase of 7.9%, with settlement levels ranging from 6.5% to 9.3%.

The Minister for Finance and Local Government, when publishing the 2023/24 Welsh Government settlement, set out that whilst it is a relatively good settlement, local government will still need to make difficult decisions in setting their budgets due to current and forecasted rates of inflation. From the Council's perspective, the 2023/24 settlement follows a sustained period of real term reductions to our funding alongside a limited ability to increase Council Tax (with a low tax base) and in an operating environment of continued significant cost pressures, rising demand for services and workforce challenges.

Within this very challenging environment, the Council's medium term financial planning arrangements enabled the formulation of required spending levels alongside forecasted funding well in advance of March 2023, and informed the delivery of a programme of work to propose, publicly consult on and agree a strategy to address a budget gap of over £38Million, much higher than the Council had ever faced previously.

The outcome was the construction of a balanced budget for 2023/24 that is equitable for all, does not compromise our financial stability and protects and develops our key services. More specifically, the budget provided for pay and non-pay inflation and the forecasted impact of additional burdens and demand led pressures on Council services; funding to cover additional costs in our schools together with the requirement for schools to deliver an efficiency saving target; and a Council Tax increase of 3.90%, one of the lowest increases across Wales. These measures resulted in a remaining budget gap of £9.1Million, that was balanced through the Council's on-going prudent management of reserves (£5Million of which was to manage a spike in energy costs).

In parallel with setting the revenue budget, the Council also agreed a new 3-year Capital Programme which will see investment in infrastructure across the County Borough of £187.320Million and support the continued development of key services, including additional funding of £7.1Million targeted to support the aspirations and priorities of the Corporate Plan. The updated Capital Programme supports investment in areas such as:

- Regeneration – sustained investment to support local businesses, town centre regeneration and the re-development of key sites and transport infrastructure, that will enable further business development and employment growth.
- Housing – a programme of targeted work to support bringing empty homes back into use; creating more affordable housing; helping to ensure people can live as independently as possible via, for example, disabled facilities grant support; and grants that help to make homes more energy efficient, for example, the Solar Panel Grant.
- Social care – on-going investment in Adult and Children’s Services establishments.
- Highways and roads – through on-going maintenance and investment in highways structures, that will help to reduce our day-to-day maintenance and running costs.
- Parks, green spaces and play areas.
- Schools; and
- Electric vehicle charging.

As we move into 2023/24, the Council faces on-going cost pressures as a result of the cost-of-living crisis and high inflation, as well as the impact of geo-politics. Rhondda Cynon Taf Council will continue to robustly manage its resources, as part of maintaining financial stability and resilience, to support the delivery of sustainable services into the medium term and in line with funding available.

Looking ahead, the 2023/24 final settlement from Welsh Government provided an indicative all Wales funding level for 2024/25 at 3.1%, this being dependent on current estimates for Non-Domestic Rate income and future budgets. The indicative funding level, once again, represents a significant challenge and will be used by the Council to inform estimated resource levels for future years alongside our well-established medium term financial planning arrangements, community engagement activity and proactive approach in securing external funding, to support the on-going delivery of vital, local public services.

Finally, I would like to place on record my thanks and appreciation to everyone who has contributed to this year’s budget, including the many people who participated in the Council’s Budget Strategy Consultation process. I am confident that by continuing to work together we will meet the challenges that lie ahead and deliver the 2023/24 Budget, maintain the Council’s sound financial health now and into the future and support improved outcomes for Rhondda Cynon Taf residents in line with our Corporate Plan priorities.

Barrie Davies CPFA
Deputy Chief Executive and Group Director for Finance, Digital and Frontline Services

RHONDDA CYNON TAF COUNTY BOROUGH COUNCIL

AUTHORITY PROFILE

RHONDDA CYNON TAF COUNTY BOROUGH COUNCIL - PROFILE

Rhondda Cynon Taf County Borough Council was formed in 1996 from the three districts of the former Mid Glamorgan County Council, and is the third largest unitary authority in Wales in population terms, with a total of 241,873 living in the area. The County Borough Council occupies an area of 424 Sq. km in the South Wales Valleys, stretching from the Brecon Beacons in the North to Cardiff in the South.

The three geographical districts that make up Rhondda Cynon Taf share a range of common socio-economic and cultural characteristics with high levels of relative poverty and social exclusion, particularly in the northern valleys which have some of the highest deprivation indicators in the United Kingdom.

On the 8th March 2023, the 2023/24 Revenue Budget Strategy and three year Capital Programme were approved by Council. Links to view these documents can be found below.

- [Revenue Budget Strategy 2023/24](#)
- [Capital Programme 2023/24 – 2025/26](#)

The Council's services are managed and delivered by its group directorates which manage and co-ordinate related services. There are four directorates in the Council's current structure:

Education and Inclusion Services	Providing support services to children, schools and their families via a range of service areas. These include Access and Inclusion; School Admissions; School Governance; Attendance and Wellbeing; 21 st Century Schools; Asset and Data Management; Catering Services; Childcare; School Improvement, including through the commissioned services provided by Central South Consortium.
Community & Children's Services	Providing Adult Services (Community Care Services and Health and Social Care Services); Children's Services; Community Housing Services; Public Health & Protection; Leisure, Countryside and Cultural Services (including Theatres); Visitor Attractions & Heritage; Community Learning Services; Libraries; Welsh Language Services; Youth Engagement & Participation; and Employment Programmes.

Finance, Digital and Frontline Services

Providing Finance and Digital Services together with the frontline services of Highways; Transportation; Strategic Projects; Streetcare (including Waste and Street Cleansing) and Parks Services.

Chief Executive

Providing the authority wide functions of Human Resources, Legal and Democratic Services; the frontline services of Regeneration, Housing, Planning Services, Housing Benefits and Council Tax administration; and key support services of Corporate Estates and Procurement.

RHONDDA CYNON TAF COUNTY BOROUGH COUNCIL

**BUDGET
2023/24
SUMMARY**

AUTHORITY WIDE BUDGET SUMMARY

Total resources available for the Authority in a financial year are split into two elements, Revenue Expenditure and Capital Expenditure.

Revenue Expenditure

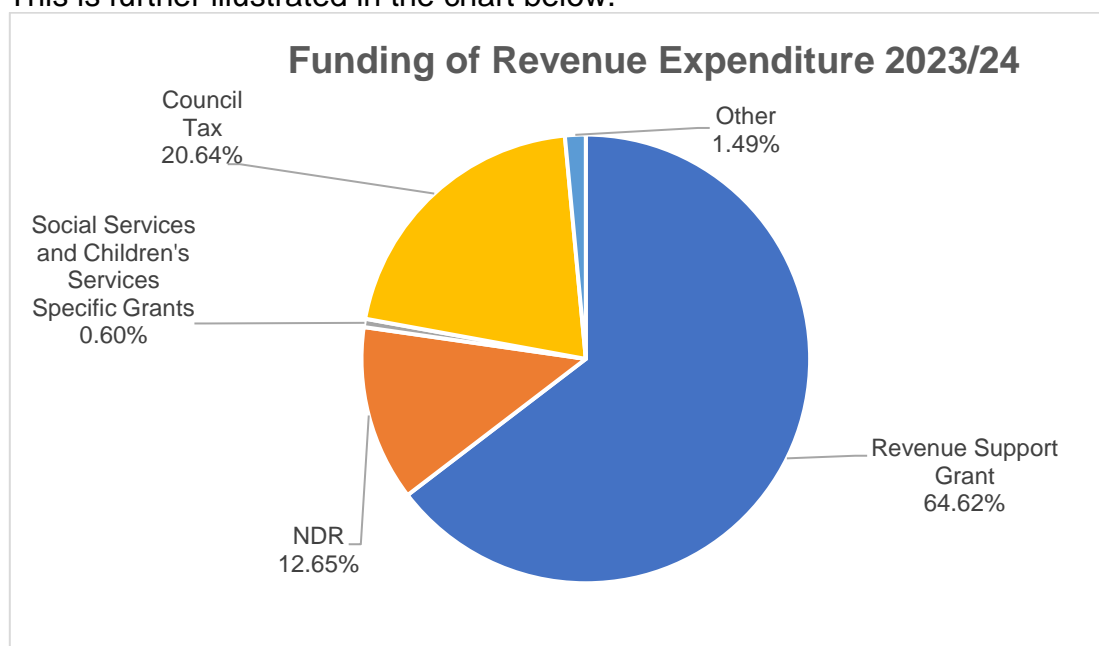
The final Local Government settlement figures for 2023/24, after adjusting for transfers of expenditure responsibilities, saw an increase in Revenue Support Grant (RSG) and Non-Domestic Rates (NDR) funding for Rhondda Cynon Taf of 6.6%. With a Council Tax increase of 3.90%, the Council's Net Revenue Budget for 2023/24 was set at £609.955M.

The total amount to be collected from Council Taxpayers to support the Council's expenditure is £125.865M.

The 2023/24 Budget Requirement

	£M
2023/24 Net Revenue Spending	609.955
LESS: Revenue Support Grant & NDR Contribution	471.317
LESS: Social Care Workforce Grant	3.668
Sub total	134.970
LESS: Energy Reserve	5.000
LESS: Release of Earmarked Reserves	4.105
To be met from Council Taxpayers	125.865

This is further illustrated in the chart below.

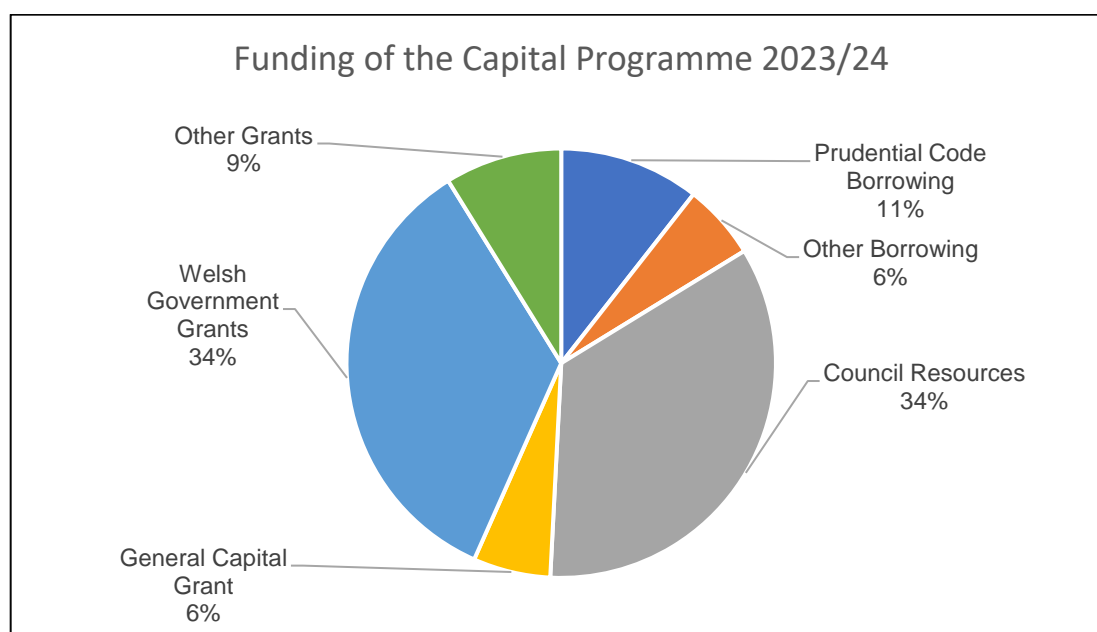


Capital Expenditure

The funding of the Capital Programme for 2023/24 is detailed in the table below.

	£M
Supported Borrowing	6.850
Unsupported Borrowing (Prudential Code Borrowing)	12.762
General Capital Grant 2023/24	7.036
WLGA Ultra Low Emissions Vehicles Grant	0.237
WG National Empty Homes Grant Scheme	2.395
WG Flood and Coastal Erosion Risk Management Grant	0.127
WG Flood Recovery Grant	20.109
WG Sustainable Communities for Learning	18.257
WG Access Improvement Grants	0.078
UK Government Levelling Up Fund	8.461
UK Government Shared Prosperity Fund	1.938
Grantscape Windfarm Community Benefit Fund	0.017
WG Transforming Towns	0.580
WG PRS Lease Scheme	0.121
Third Party Contributions	0.057
Revenue Contributions	27.886
General Capital Fund Resources	13.831
2023/24 Capital Programme	120.742

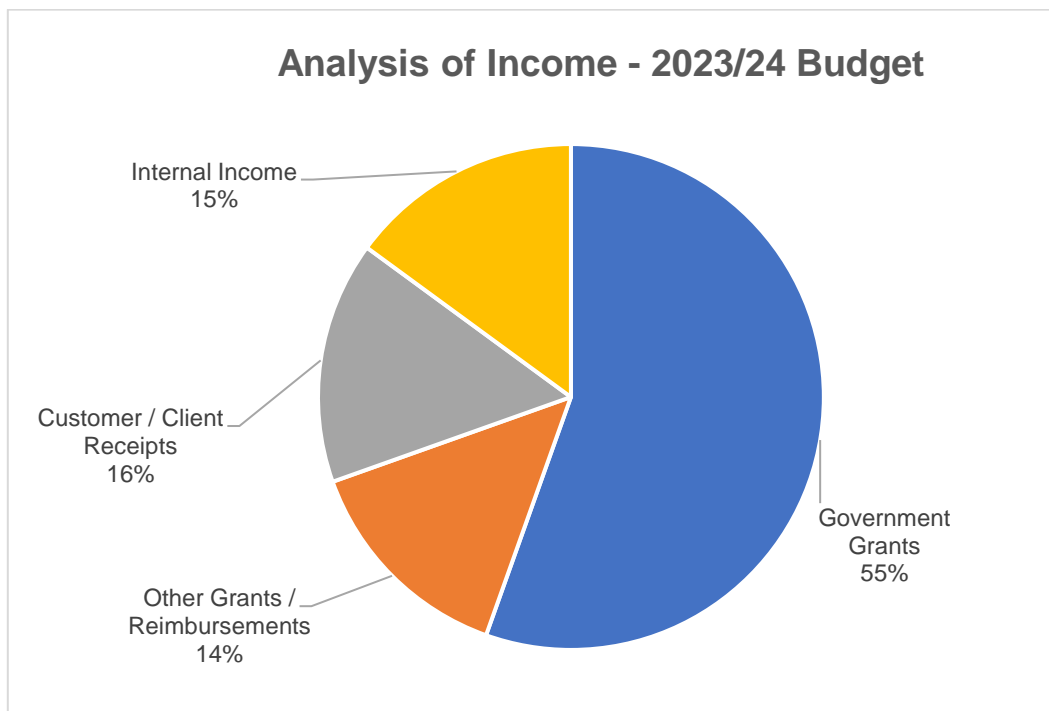
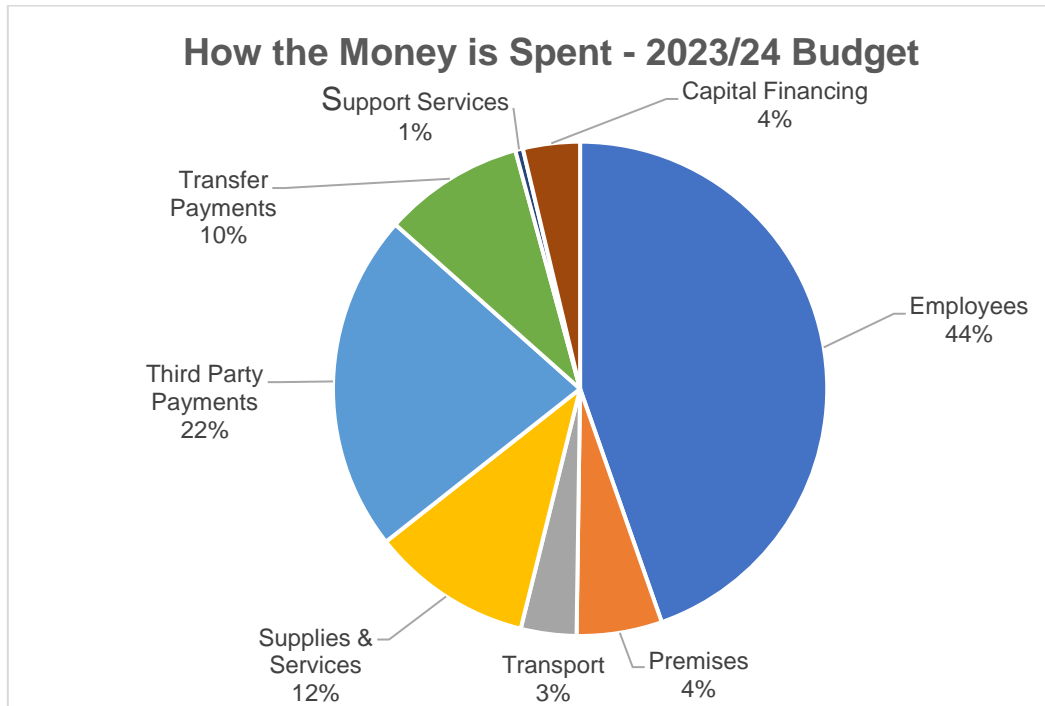
This is further illustrated in the chart below.



A summary of the Three-Year Capital Programme for the Authority is provided at the end of this section and detailed within subsequent sections for each Group.

GENERAL FUND REVENUE EXPENDITURE

The Net Revenue Budget for the Authority for 2023/24 amounts to £609.955M. Gross expenditure is estimated at £841.614M and this is analysed by expenditure type in the chart below.



GENERAL FUND REVENUE: TYPE OF SPEND

2022/23 Budget		2023/24 Budget
£M		£M
	<u>Employees</u>	
140.466	Teachers	151.023
187.523	NJC Local Govt Workers	202.614
0.936	JNC Blind Workshops	1.052
2.140	Soulbury	2.420
6.002	JNC Chief Officers	6.067
0.115	JNC Youth Leaders	0.116
9.386	Other	12.403
346.568		375.695
	<u>Premises</u>	
7.539	Repairs & Maintenance	7.386
0.642	Maintenance of Grounds	0.642
6.406	Energy	19.974
1.446	Rents	1.287
6.653	Local Tax	6.775
0.709	Water	0.654
8.461	Cleaning/Domestic	9.817
0.278	Insurance	0.330
0.188	Other	0.168
32.322		47.033
	<u>Transport</u>	
10.951	Direct Transport	9.810
14.671	Contract Hire	18.736
0.566	Public Transport	0.587
1.363	Car Allowances	1.208
0.281	Other	0.259
27.832		30.600
	<u>Supplies & Services</u>	
21.308	Equipment/Materials/Furniture	16.149
3.622	Communications/Computing	3.551
5.659	Provisions	5.470
0.822	Printing/Stationery	0.701
0.295	Advertising	0.356
0.027	Members Expenses	0.022
13.660	Grants & Subscriptions	13.392
38.967	Services	39.479
7.101	Miscellaneous	6.462
2.684	Other	2.961
94.145		88.543

	<u>Third Party</u>	
14.064	Rendered by Other Local Authorities	12.558
41.176	Rendered by Voluntary Organisations	47.944
83.327	Rendered by Private Contract	92.133
4.820	Supporting People	5.948
17.515	Foster Care	15.477
8.621	Transport	8.645
0.215	Structural	0.236
0.679	Cyclic	0.689
0.428	Safety Aids	0.440
0.071	Winter Maintenance	0.072
1.645	Street Lighting	2.350
0.032	Highways Drainage	0.033
0.238	Other	0.184
172.831		186.709
	<u>Transfer Payments</u>	
0.992	School Children/Students	1.094
75.616	Housing Benefits & Council Tax Reduction Scheme	75.966
0.425	NDR Relief	0.425
77.033		77.485
	<u>Support Services</u>	
5.162	Recharges	4.206
5.162		4.206
	<u>Capital Financing</u>	
0.536	Other	0.187
30.092	Capital Charges	31.156
30.628		31.343
786.521	Total Expenditure	841.614
	<u>Income</u>	
-123.694	Government Grants	-127.637
-29.011	Other Grants/Reimbursements	-32.488
-33.684	Customer/Client Receipts	-35.676
-0.250	Interest	-0.913
-0.542	Recharges–Other Revenue Account	-0.552
-32.548	Internal Income	-34.393
-219.729	Total Income	-231.659
566.792	NET REVENUE BUDGET	609.955

Note

Prior year (2022/2023) figures are provided for information. Changes in accounting requirements and functional responsibility can distort comparison between years.

GENERAL FUND REVENUE: SERVICES PROVIDED

2022/23 Budget		2023/24 Budget
£M		£M
	<u>Community & Children's Services</u>	
103.528	Adult Services	114.826
58.852	Children's Services	62.112
1.560	Transformation	1.541
18.766	Public Health, Protection & Community Services	23.669
182.706		202.148
	<u>Education & Inclusion Services</u>	
33.674	Education & Inclusion Services (Non Delegated)	36.024
174.745	Delegated Schools	186.976
208.419		223.000
	<u>Chief Executive</u>	
0.405	Chief Executive	0.411
13.066	Human Resources	13.163
5.159	Legal & Democratic Services	5.301
4.663	Corporate Estates	6.405
3.062	Prosperity & Development	3.219
26.355		28.499
	<u>Finance, Digital & Frontline Services</u>	
12.529	Finance & Digital Services	11.889
61.678	Frontline Services	67.706
74.207		79.595
491.687	Total Group Budgets	533.242
	<u>Authority Wide Budgets</u>	
21.308	Capital Financing	21.708
13.202	Levies	14.960
14.583	Miscellaneous	13.836
0.425	NDR Relief	0.425
25.587	Council Tax Reduction Scheme	25.784
75.105	Total Authority Wide Budgets	76.713
566.792	TOTAL REVENUE BUDGET	609.955

THREE YEAR SUMMARY CAPITAL PROGRAMME

GROUP	BUDGET		
	2023/24	2024/25	2025/26
	£M	£M	£M
Community & Children's Services			
Adult & Children's Services	7.105	0.300	0.300
Public Health, Protection & Community Services	3.782	2.419	0.315
Education & Inclusion Services			
Schools	32.560	8.844	0.100
Supplementary Capital Programme	5.808	2.775	2.775
Chief Executive's Division			
Regeneration	3.760	15.872	0.430
Cardiff Capital Region City Deal	1.000	1.000	1.000
Planning & Countryside	0.078	0.078	0.000
Private Sector Housing	11.720	6.870	3.475
Corporate Estates	2.325	0.975	0.975
Finance & Digital and Frontline Services			
Finance & Digital Services	1.460	1.460	1.460
Highways Technical Services	10.725	1.805	1.705
Strategic Projects	16.940	8.080	0.125
Parks	0.820	0.070	0.070
Storm Dennis Flood Recovery	20.109	0.000	0.000
Waste Strategy	1.200	0.000	0.000
Fleet	1.200	1.600	1.600
Buildings	0.150	0.050	0.050
TOTAL CAPITAL BUDGET	120.742	52.198	14.380

* The 2023/24 budget includes estimated slippage from 2022/23 and additional grant aided schemes that were known when the three year programme was agreed.

RHONDDA CYNON TAF COUNTY BOROUGH COUNCIL

COMMUNITY & CHILDREN'S SERVICES

COMMUNITY & CHILDREN'S SERVICES OVERVIEW

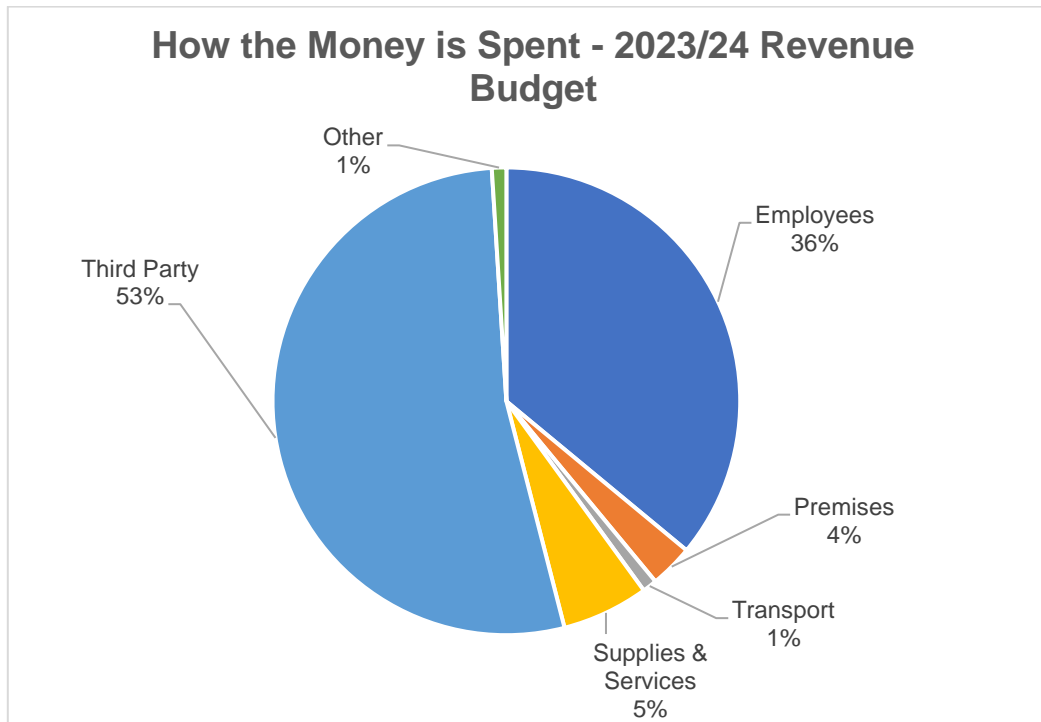
The Community & Children's Services Group comprises the majority of the Council's front line customer contact services and are responsible for delivering a range of statutory and discretionary services. These include Adult Care Services, Children's Services, Transformation and Public Health, Protection & Community Services.

A summary of the total resources available for the Community & Children's Services Group in the 2023/24 financial year is as follows:-

	Gross Expenditure	Income	Net Expenditure
	£M	£M	£M
Capital Programme	10.887	0.000	10.887
Revenue	293.036	-90.888	202.148
Total	303.923	-90.888	213.035

COMMUNITY & CHILDREN'S SERVICES REVENUE EXPENDITURE

The Net Revenue Budget for the Community & Children's Services Group for 2023/24 amounts to £202.148M. Gross expenditure is estimated at £293.036M and this is analysed by expenditure type in the chart below.



Income receivable by the Group of £90.888M reduces net expenditure to £202.148M. A detailed analysis of how this money will be spent can be found on the subsequent pages within this section.

Specific Revenue Grants 2023/24

The table below identifies the main areas of expenditure funded by Specific Revenue Grants, which are included within gross expenditure / income figures as appropriate.

Award Body	Purpose	Amount £M
Arts Council Wales	Arts Portfolio Wales	0.150
Cwm Taf Health Board	Community Joint Care Programme	0.068
Department for Work and Pensions	Housing Benefit Subsidy Bed & Breakfast Scheme	0.437
Home Office	Police & Crime Commissioner	0.142
	Youth Justice Provision	0.732
Shaw Trust & Working Links	Supported Employment	0.258
Sport Wales	Disability Sport Wales Community Scheme	0.020
	Free Swimming	0.060
	Juniors Swimming Development	0.046
	Local Sport Plan	0.475
	60 plus Active Leisure Scheme	0.082
Welsh Government	Adult Community Learning	0.531
	Child Burial and Cremation Grant	0.048
	Children & Communities Grant	17.848
	Communities for Work	0.039
	ENABLE – Support for Independent Living	0.004
	Homelessness Prevention	0.060
	Housing Support Grant	12.360
	National Exercise Referral Scheme	0.168
	National Approach to Advocacy for Children & Young People	0.049
	Parenting Support	0.077
	Regional Facilitation Grant	0.068
	Regional Integrated Fund	3.140
	Social Care Wales Workforce Development Programme	0.556
	Substance Misuse Action Fund	4.865
	Youth Support Grant	0.729
UK Government	Shared Prosperity Fund	1.033

GENERAL FUND REVENUE**COMMUNITY & CHILDREN'S SERVICES: TYPE OF SPEND**

2022/23 Budget		2023/24 Budget
£M		£M
	<u>Employees</u>	
91.795	NJC Local Govt Workers	96.252
0.936	JNC Blind Workshops	1.052
1.701	JNC Chief Officers	1.727
2.558	Other	5.351
96.990		104.382
	<u>Premises</u>	
2.011	Repairs & Maintenance	1.929
1.983	Energy	8.694
0.888	Rents	0.716
1.510	Local Tax	1.513
0.437	Water	0.382
0.846	Cleaning/Domestic	0.819
0.101	Other	0.079
7.776		14.132
	<u>Transport</u>	
1.680	Contract Hire	1.671
1.137	Car Allowances	1.000
0.281	Other	0.259
3.098		2.930
	<u>Supplies & Services</u>	
5.408	Equipment/Materials/Furniture	5.393
0.660	Communications/Computing	0.679
0.985	Provisions	0.823
0.280	Printing/Stationery	0.227
0.829	Grants & Subscriptions	0.782
4.702	Services	4.399
3.349	Miscellaneous	3.030
0.270	Other	0.236
16.483		15.569
	<u>Third Party</u>	
11.937	Rendered by Other Local Authorities	10.065
26.172	Rendered by Voluntary Organisations	31.290
83.255	Rendered by Private Contract	92.061
17.515	Foster Care	15.477
4.820	Supporting People	5.948
0.042	Other	0.000

143.741		154.841
	<u>Transfer Payments</u>	
0.292	School Children/Students	0.181
0.292		0.181
	<u>Support Services</u>	
0.589	Recharges	0.627
0.589		0.627
	<u>Capital Financing</u>	
0.374	Other	0.374
0.374		0.374
269.343	Total Expenditure	293.036
	<u>Income</u>	
-43.400	Government Grants	-44.458
-24.512	Other Grants/Reimbursements	-27.088
-16.579	Customer/Client Receipts	-17.121
-2.146	Internal Income	-2.221
-86.637	Total Income	-90.888
182.706	NET COMMUNITY & CHILDREN'S SERVICES BUDGET	202.148

GENERAL FUND REVENUE**COMMUNITY & CHILDREN'S SERVICES: SERVICES PROVIDED**

2022/23 Budget		2023/24 Budget
£M		£M
	<u>Adult Services</u>	
8.328	Long Term Care & Support	9.129
67.300	Commissioned Services	73.812
20.158	Provider Services	24.001
10.153	Short Term Intervention	10.522
-4.076	Fairer Charging	-4.146
1.665	Management, Safeguarding & Support Services	1.508
103.528		114.826
	<u>Children's Services</u>	
35.575	Safeguarding & Support (Including Children Looked After)	37.606
8.084	Early Intervention	8.750
1.014	Cwm Taf Youth Offending Service	1.142
13.697	Intensive Intervention	13.929
0.482	Management & Support Services	0.685
58.852		62.112
	<u>Transformation</u>	
0.777	Regional Training Unit	0.846
0.560	Group & Transformation Management	0.553
0.223	Service Improvement	0.142
1.560		1.541
	<u>Public Health, Protection & Community Services</u>	
6.505	Public Protection	6.503
5.458	Community Services	6.132
0.599	Communities & Wellbeing	0.343
6.072	Leisure, Countryside and Cultural Services	10.524
0.132	Group Directorate	0.167
18.766		23.669
182.706	TOTAL COMMUNITY & CHILDREN'S SERVICES BUDGET	202.148

GENERAL FUND REVENUE**ADULT SERVICES: TYPE OF SPEND**

2022/23 Budget		2023/24 Budget
£M		£M
	<u>Employees</u>	
39.198	NJC Local Govt Workers	40.383
0.936	JNC Blind Workshops	1.052
0.457	JNC Chief Officers	0.469
1.246	Other	2.985
41.837		44.889
	<u>Premises</u>	
0.394	Repairs & Maintenance	0.291
0.466	Energy	1.985
0.584	Rents	0.400
0.041	Local Tax	0.025
0.139	Water	0.119
0.328	Cleaning/Domestic	0.299
0.005	Other	0.005
1.957		3.124
	<u>Transport</u>	
1.176	Contract Hire	1.162
0.635	Car Allowances	0.578
0.109	Other	0.106
1.920		1.846
	<u>Supplies & Services</u>	
3.803	Equipment/Materials/Furniture	3.796
0.196	Communications/Computing	0.190
0.726	Provisions	0.629
0.107	Printing/Stationery	0.094
0.020	Grants & Subscriptions	0.019
0.357	Services	0.364
0.621	Miscellaneous	0.614
0.059	Other	0.055
5.889		5.761
	<u>Third Party</u>	
2.476	Rendered by Other Local Authorities	3.155
18.643	Rendered by Voluntary Organisations	19.547
65.379	Rendered by Private Contract	73.361
0.018	Other	0.000
86.516		96.063

	<u>Support Services</u>	
0.201	Recharges	0.200
0.201		0.200
138.320	Total Expenditure	151.883
	<u>Income</u>	
-6.961	Government Grants	-7.597
-22.725	Other Grants/Reimbursements	-24.394
-4.056	Customer/Client Receipts	-4.016
-1.050	Internal Income	-1.050
-34.792	Total Income	-37.057
103.528	NET ADULT SERVICES BUDGET	114.826

GENERAL FUND REVENUE**CHILDREN'S SERVICES: TYPE OF SPEND**

2022/23 Budget		2023/24 Budget
£M		£M
	<u>Employees</u>	
25.260	NJC Local Govt Workers	27.378
0.626	JNC Chief Officers	0.563
0.538	Other	1.021
26.424		28.962
	<u>Premises</u>	
0.061	Repairs & Maintenance	0.055
0.099	Energy	0.412
0.193	Rents	0.163
0.108	Local Tax	0.108
0.020	Water	0.019
0.166	Cleaning/Domestic	0.204
0.083	Other	0.064
0.730		1.025
	<u>Transport</u>	
0.397	Contract Hire	0.400
0.353	Car Allowances	0.300
0.041	Other	0.042
0.791		0.742
	<u>Supplies & Services</u>	
0.202	Equipment/ Materials/Furniture	0.126
0.075	Communications/Computing	0.104
0.119	Provisions	0.096
0.029	Printing/Stationery	0.021
0.082	Grants & Subscriptions	0.010
1.887	Services	1.523
0.700	Miscellaneous	0.547
0.024	Other	0.020
3.118		2.447
	<u>Third Party</u>	
2.356	Rendered by Other Local Authorities	2.465
4.075	Rendered by Voluntary Organisations	8.888
17.612	Rendered by Private Contract	18.155
17.515	Foster Care	15.477
41.558		44.985
	<u>Transfer Payments</u>	
0.292	School Children/Students	0.181

0.292		0.181
	<u>Support Services</u>	
0.215	Recharges	0.215
0.215		0.215
73.128	Total Expenditure	78.557
	<u>Income</u>	
-12.711	Government Grants	-14.262
-0.771	Other Grants/Reimbursements	-1.394
-0.609	Customer/Client Receipts	-0.544
-0.185	Internal Income	-0.245
-14.276	Total Income	-16.445
58.852	NET CHILDREN'S SERVICES BUDGET	62.112

GENERAL FUND REVENUE**TRANSFORMATION: TYPE OF SPEND**

2022/23 Budget		2023/24 Budget
£M		£M
	<u>Employees</u>	
1.812	NJC Local Govt Workers	2.217
0.170	JNC Chief Officers	0.144
0.000	Other	0.000
1.982		2.361
	<u>Premises</u>	
0.021	Rents	0.021
0.002	Cleaning/Domestic	0.002
0.023		0.023
	<u>Transport</u>	
0.018	Car Allowances	0.017
0.002	Other	0.003
0.020		0.020
	<u>Supplies & Services</u>	
0.012	Equipment/ Materials/Furniture	0.012
0.012	Communications/Computing	0.012
0.007	Provisions	0.007
0.019	Printing/Stationery	0.011
0.000	Grants & Subscriptions	0.000
0.062	Services	0.057
0.402	Miscellaneous	0.406
0.009	Other	0.009
0.523		0.514
	<u>Third Party</u>	
0.103	Rendered by Other Local Authorities	0.065
0.308	Rendered by Voluntary Organisations	0.323
0.112	Rendered by Private Contract	0.112
0.523		0.500
	<u>Support Services</u>	
0.018	Recharges	0.018
0.018		0.018
3.089	Total Expenditure	3.436
	<u>Income</u>	
-0.921	Government Grants	-1.001
-0.572	Other Grants/Reimbursements	-0.859
-0.036	Internal Income	-0.035
-1.529	Total Income	-1.895
1.560	NET TRANSFORMATION SERVICES BUDGET	1.541

GENERAL FUND REVENUE**PUBLIC HEALTH, PROTECTION & COMMUNITY SERVICES: TYPE OF SPEND**

2022/23 Budget		2023/24 Budget
£M		£M
	<u>Employees</u>	
25.525	NJC Local Govt Workers	26.274
0.448	JNC Chief Officers	0.551
0.774	Other	1.345
26.747		28.170
	<u>Premises</u>	
1.556	Repairs & Maintenance	1.583
1.418	Energy	6.297
0.090	Rents	0.132
1.361	Local Tax	1.380
0.278	Water	0.244
0.350	Cleaning/Domestic	0.314
0.013	Other	0.010
5.066		9.960
	<u>Transport</u>	
0.107	Contract Hire	0.109
0.131	Car Allowances	0.105
0.129	Other	0.108
0.367		0.322
	<u>Supplies & Services</u>	
1.391	Equipment/Materials/Furniture	1.459
0.377	Communications/Computing	0.373
0.133	Provisions	0.091
0.125	Printing/Stationery	0.101
0.727	Grants & Subscriptions	0.753
2.396	Services	2.455
1.626	Miscellaneous	1.463
0.178	Other	0.152
6.953		6.847
	<u>Third Party</u>	
7.002	Rendered by Other Local Authorities	4.380
3.146	Rendered by Voluntary Organisations	2.532
0.152	Rendered by Private Contract	0.433
4.820	Supporting People	5.948
0.024	Other	0.000
15.144		13.293
	<u>Support Services</u>	
0.155	Recharges	0.194

0.155	<u>Capital Financing</u>	0.194
0.374	Other	0.374
0.374		0.374
54.806	Total Expenditure	59.160
	<u>Income</u>	
-22.807	Government Grants	-21.598
-0.444	Other Grants/Reimbursements	-0.441
-11.914	Customer/Client Receipts	-12.561
-0.875	Internal Income	-0.891
-36.040	Total Income	-35.491
18.766	NET PUBLIC HEALTH, PROTECTION & COMMUNITY SERVICES BUDGET	23.669

COMMUNITY & CHILDREN'S SERVICES THREE YEAR CAPITAL PROGRAMME

	BUDGET		
	2023/24	2024/25	2025/26
	£M	£M	£M
<u>Adult & Children's Services</u>			
Modernisation Programme (Adults)	6.472	0.100	0.100
Modernisation Programme (Children's)	0.162	0.025	0.025
Asbestos Remediation	0.125	0.025	0.025
Telecare Equipment (including Carelink Equipment)	0.346	0.150	0.150
Total Adult & Children's Services	7.105	0.300	0.300
<u>Public Health, Protection & Community Services</u>			
Leisure Centre Refurbishment Programme	0.102	0.060	0.060
Play Areas	0.779	0.050	0.050
Cemeteries Planned Programme	0.115	0.095	0.095
Community Safety Initiatives	0.171	2.154	0.050
Community Hubs	0.183	0.000	0.000
Culture	0.020	0.020	0.020
Muni Arts Project	2.372	0.000	0.000
Buildings	0.040	0.040	0.040
Total Public Health, Protection & Community Services	3.782	2.419	0.315
TOTAL COMMUNITY & CHILDREN'S SERVICES BUDGET	10.887	2.719	0.615

* The 2023/24 budget includes estimated slippage from 2022/23 and additional grant aided schemes that were known when the three year programme was agreed.

RHONDDA CYNON TAF COUNTY BOROUGH COUNCIL

EDUCATION & INCLUSION SERVICES

EDUCATION & INCLUSION SERVICES

The agreed overarching strategic priorities highlighted within the Education and Inclusion Services Strategic Plan for 2022-25 includes:

1. Developing a highly skilled educational workforce and excellent leadership at all levels.
2. Supporting schools to deliver a transformational curriculum, high quality teaching and learning and improved outcomes for all.
3. Ensuring the right learning pathway and support for vulnerable learners and their families.
4. Enhancing the wellbeing of learners and the workforce.
5. Delivering 21st Century learning environments and services for our learners and communities.

There are two main areas of service:

- Education & Inclusion Services (Non-Delegated)
- Delegated Schools

EDUCATION & INCLUSION SERVICES OVERVIEW

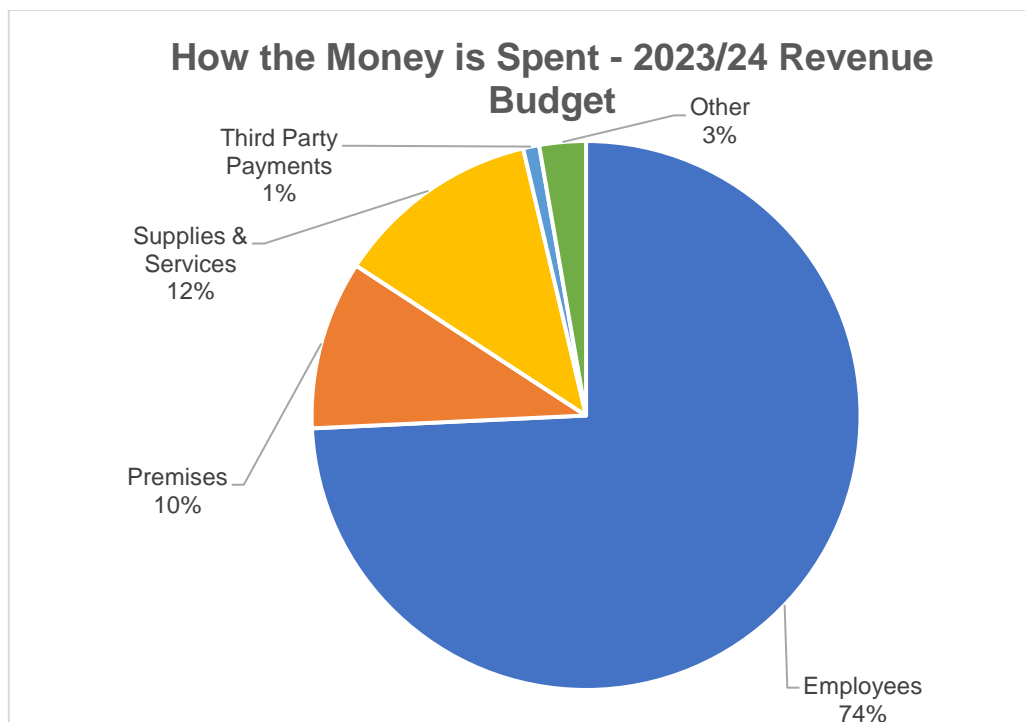
Education and Inclusion Services covers two main areas of service, namely, Education & Inclusion Services (Non-Delegated) and Delegated Schools.

A summary of the total resources available to Education & Inclusion Services in the 2023/24 financial year is as follows:

	Gross Expenditure	Income	Net Expenditure
	£M	£M	£M
Capital Programme	38.638	0.000	38.638
General Fund Revenue	258.662	-35.662	223.000
Total	297.300	-35.662	261.638

EDUCATION & INCLUSION SERVICES REVENUE EXPENDITURE

The Education & Inclusion Services Net Revenue Budget for 2023/24 amounts to £223.000M. Gross expenditure is estimated at £258.662M and this is analysed by expenditure type in the chart below.



Income received of £35.662M reduces gross expenditure to £223.000M. A detailed analysis of how this money will be spent can be found on subsequent pages within this section.

Specific Revenue Grants 2023/24

The table below identifies specific revenue grants.

Award Body	Purpose	Amount £M
Welsh Government	Post-16 Provision in Schools	11.419
	Foundation Phase – EIG	0.158
	EIG – Delegated Schools	9.030
	EIG – Administration	0.018
	Pupil Development Grant	8.021
	Early Years Pupil Development Grant	1.491
	Pupil Development Grant – CLA (estimate)	0.497
	Professional Learning Grant	0.955
	RRRS	2.609
	RRRS Non-Maintained	0.294
	Teachers Pay	1.747
	Seren Network	0.062
	Out of School Childcare Grant	0.083
	Welsh Medium Immersion	0.114
	Online Development Plan	0.042
	Period Dignity Grant	0.236
	ICT Hwb in Schools Infrastructure Grant	0.822
	FP Nursery	0.413
	Additional Learning Needs	1.678
	Education Grant - PDG Access - Minority Ethnic Gypsy Roma Traveller (MERGT)	0.303
	PDGEY Non-Maintained	0.128
	PDG EOTAS	0.031
	Nursery Childcare – Administration	0.279
	Nursery Childcare	1.641
	Education Grant – Whole School Funding	0.301
	Summer Holiday Enrichment Programme (estimate)	0.192
	Elective Home Education	0.090
	Universal Free School Meals	4.636
	Education Grant – Schools Essential Grant	1.071
Rural Payments Agency	Infant Milk (estimate)	0.567

GENERAL FUND REVENUE**EDUCATION & INCLUSION SERVICES: TYPE OF SPEND**

2022/23 Budget		2023/24 Budget
£M		£M
	<u>Employees</u>	
140.466	Teachers	151.023
31.697	NJC Local Govt Workers	34.469
2.140	Soulbury	2.420
0.378	JNC Chief Officers	0.372
0.115	JNC Youth Leaders	0.116
3.493	Other	3.490
178.289		191.890
	<u>Premises</u>	
4.170	Repairs & Maintenance	4.106
0.620	Maintenance of Grounds	0.620
3.562	Energy	8.266
0.137	Rents	0.101
3.454	Local Tax	3.577
0.054	Water	0.058
7.263	Cleaning/Domestic	8.637
0.278	Insurance	0.330
19.538		25.695
	<u>Transport</u>	
0.035	Direct Transport	0.034
0.144	Contract Hire	0.142
0.000	Public Transport	0.000
0.065	Car Allowances	0.060
0.244		0.236
	<u>Supplies & Services</u>	
9.637	Equipment/Materials/Furniture	5.809
0.021	Communications/Computing	0.013
4.655	Provisions	4.647
0.033	Printing/Stationery	0.028
12.380	Grants & Subscriptions	12.231
6.472	Services	6.345
1.965	Other	2.246
35.163		31.319
	<u>Third Party</u>	
0.490	Rendered by Other Local Authorities	0.841
1.708	Rendered by Voluntary Organisations	1.600
2.198		2.441
	<u>Transfer Payments</u>	

0.552 0.552	School Children/Students	0.692 0.692
0.011 0.011	<u>Support Services</u> Recharges	0.011 0.011
6.378 6.378	<u>Capital Financing</u> Other	6.378 6.378
242.373	Total Expenditure	258.662
-20.744 -0.965 -6.185 -6.060	<u>Income</u> Government Grants Other Grants/Reimbursements Customer/Client Receipts Internal Income	-22.098 -0.993 -6.313 -6.258
-33.954	Total Income	-35.662
208.419	NET EDUCATION & INCLUSION SERVICES BUDGET	223.000

GENERAL FUND REVENUE**EDUCATION & INCLUSION SERVICES: SERVICES PROVIDED**

2022/23 Budget		2023/24 Budget
£M		£M
	<u>Education & Inclusion Service (Non-Delegated)</u>	
1.140	School Achievement	1.129
0.866	Education Improvement Grant	0.866
0.446	Service Transformation & Education Information Systems	0.371
6.369	Additional Learning Needs	6.576
2.990	Education Other than at School	3.235
0.742	Attendance and Wellbeing Service	0.807
5.233	Nursery & Early Years	5.427
3.517	Group Directorate	4.565
0.153	Music Directorate	0.191
1.601	School Planning & Reorganisation	1.503
7.599	Catering	8.275
3.018	Asset Management	3.079
33.674		36.024
	<u>Delegated Schools</u>	
77.872	Primary Schools	82.114
59.922	Secondary Schools	63.831
26.509	Middle Schools	28.983
10.442	Special Schools	12.048
174.745		186.976
208.419	TOTAL EDUCATION & INCLUSION SERVICES BUDGET	223.000

GENERAL FUND REVENUE**EDUCATION & INCLUSION SERVICES (NON-DELEGATED):**
TYPE OF SPEND

2022/23 Budget		2023/24 Budget
£M		£M
	<u>Employees</u>	
5.052	Teachers	5.240
18.405	NJC Local Govt Workers	19.947
2.140	Soulbury	2.420
0.378	JNC Chief Officers	0.372
0.013	JNC Youth Leaders	0.014
1.422	Other	1.537
27.410		29.530
	<u>Premises</u>	
0.854	Repairs & Maintenance	0.748
0.005	Maintenance of Grounds	0.005
0.078	Energy	0.346
0.137	Rents	0.101
0.010	Local Tax	0.010
0.011	Water	0.011
4.419	Cleaning/Domestic	5.452
5.514		6.673
	<u>Transport</u>	
0.035	Direct Transport	0.034
0.144	Contract Hire	0.142
0.000	Public Transport	0.000
0.060	Car Allowances	0.055
0.239		0.231
	<u>Supplies & Services</u>	
0.574	Equipment/Materials/Furniture	0.506
0.021	Communications/Computing	0.013
4.628	Provisions	4.611
0.033	Printing/Stationery	0.028
11.015	Grants & Subscriptions	10.830
4.613	Services	4.510
0.430	Other	0.418
21.314		20.916
	<u>Third Party</u>	
0.490	Rendered by Other Local Authorities	0.841
1.708	Rendered by Voluntary Organisations	1.600
2.198		2.441
	<u>Transfer Payments</u>	
0.548	School Children/Students	0.688

0.548		0.688
	<u>Support Services</u>	
0.011	Recharges	0.011
0.011		0.011
	<u>Capital Financing</u>	
0.171	Other	0.171
0.171		0.171
57.405	Total Expenditure	60.661
	<u>Income</u>	
-10.521	Government Grants	-11.073
-0.965	Other Grants/Reimbursements	-0.993
-6.185	Customer/Client Receipts	-6.313
-6.060	Internal Income	-6.258
-23.731	Total Income	-24.637
33.674	NET EDUCATION & INCLUSION SERVICES (NON-DELEGATED) BUDGET	36.024

GENERAL FUND REVENUE
DELEGATED SCHOOLS: TYPE OF SPEND

2022/23 Budget		2023/24 Budget
£M		£M
	<u>Employees</u>	
135.414	Teachers	145.783
13.292	NJC Local Govt Workers	14.522
0.102	JNC Youth Leaders	0.102
2.071	Other	1.953
150.879		162.360
	<u>Premises</u>	
3.316	Repairs and Maintenance	3.358
0.615	Maintenance of Grounds	0.615
3.484	Energy	7.920
3.444	Local Tax	3.567
0.043	Water	0.047
2.844	Cleaning/Domestic	3.185
0.278	Insurance	0.330
14.024		19.022
	<u>Transport</u>	
0.005	Car Allowances	0.005
0.005		0.005
	<u>Supplies & Services</u>	
9.063	Equipment/Materials/Furniture	5.303
0.027	Provisions	0.036
1.365	Grants & Subscriptions	1.401
1.859	Services	1.835
1.535	Other	1.828
13.849		10.403
	<u>Transfer Payments</u>	
0.004	School Children/Students	0.004
		0.004
	<u>Capital Financing</u>	
6.207	Other	6.207
6.207		6.207
184.968	Total Expenditure	198.001
	<u>Income</u>	
-10.223	Government Grants	-11.025
-10.223	Total Income	-11.025
174.745	NET DELEGATED SCHOOLS BUDGET	186.976

EDUCATION & INCLUSION SERVICES THREE YEAR CAPITAL PROGRAMME

	BUDGET		
	2023/24	2024/25	2025/26
	£M	£M	£M
Schools			
School Modernisation Rhondda & Tonyrefail	2.957	0.000	0.000
School Modernisation	3.091	0.100	0.100
Ffynnon Taf Primary Refurbishment & Extension	0.073	0.000	0.000
Y Pant Extension	0.648	0.000	0.000
SRIC – School Modernisation Programme	0.182	0.000	0.000
Childcare Facility Improvements	0.036	0.000	0.000
21st Century Schools Band B			
YG Rhydywaun School Modernisation	0.186	0.000	0.000
YGG Aberdar School Modernisation	0.022	0.000	0.000
Hirwaun Primary School	0.148	0.00	0.000
New Welsh Medium Primary School Rhydfelin	5.106	0.440	0.000
3-16 Hawthorn School Modernisation	10.958	7.711	0.000
Bryncelynog Comprehensive School Modernisation	8.653	0.343	0.000
Mutual Investment Model Projects	0.500	0.250	0.000
Total Schools	32.560	8.844	0.100
Supplementary Capital Programme			
Planned Kitchen Refurbishments	0.280	0.140	0.140
Window & Door Replacements	0.110	0.110	0.110
Essential Works	0.420	0.290	0.290
Capitalisation of Computer Hardware/Software & Licenses	0.235	0.180	0.180
Roof Renewal	0.844	0.500	0.500
Boiler Replacement	0.412	0.180	0.180
Equalities Act/Compliance Works	0.357	0.165	0.165
Education & Inclusion Services Condition Surveys	0.040	0.040	0.040
Electrical Rewiring	0.140	0.140	0.140
Asbestos Remediation Works	0.640	0.640	0.640
Fire Alarm Upgrades	0.115	0.070	0.070
Toilet Refurbishments	0.250	0.250	0.250
21 st Century Classroom Upgrade	0.071	0.000	0.000
Universal Primary Free School Meals Capital	1.824	0.000	0.000
Improvements to Schools	0.070	0.070	0.070

Total Supplementary Capital Programme	5.808	2.775	2.775
TOTAL EDUCATION & INCLUSION SERVICES BUDGET	38.368	11.619	2.875

* The 2023/24 budget includes estimated slippage from 2022/23 and additional grant aided schemes that were known when the three year programme was agreed.

RHONDDA CYNON TAF COUNTY BOROUGH COUNCIL

CHIEF EXECUTIVE

CHIEF EXECUTIVE OVERVIEW

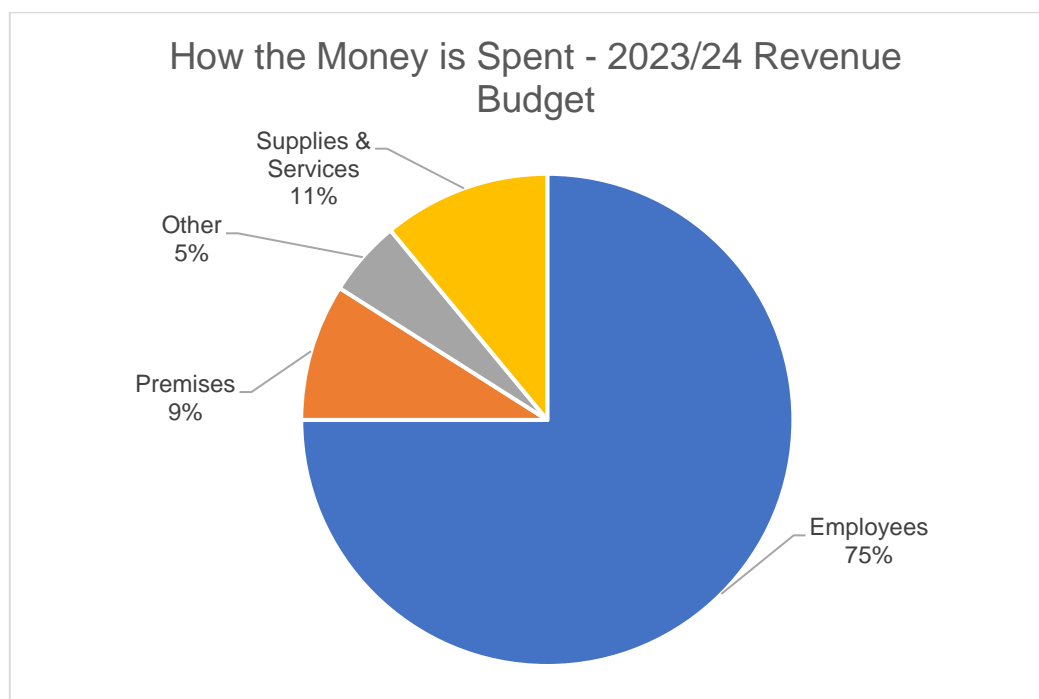
This Group contains both front line (i.e. Regeneration, Housing, Planning Services, Housing Benefits, Council Tax, Pensions and Electoral Registration) and corporate support functions (i.e. Human Resources, Legal & Democratic Services, and Corporate Estates) that underpin the service delivery capability across all groups.

A summary of the total resources available for the Chief Executive’s Group in the 2023/24 financial year is as follows:

	Gross Expenditure	Income	Net Expenditure
	£M	£M	£M
Capital Programme	18.883	0.000	18.883
General Fund Revenue	48.380	-19.881	28.499
Total	67.263	-19.881	47.382

CHIEF EXECUTIVE REVENUE EXPENDITURE

The Net Revenue Expenditure for the Chief Executive’s Group for 2023/24 amounts to £28.499M. Gross expenditure is estimated at £48.380M and this is analysed by expenditure type in the chart below.



Income receivable by the Group of £19.881M reduces net expenditure to £28.499M. A detailed analysis of how this money will be spent can be found on subsequent pages within this section.

Specific Revenue Grants 2023/24

The table below identifies the main areas of expenditure funded by Specific Revenue Grants, which are included within gross expenditure / income figures as appropriate.

Award Body	Purpose	Amount £M
Department for Work & Pensions	Housing Benefit Administration Grant	0.753
	Various Miscellaneous Grants	0.050
Welsh Government	NDR Admin Grant	0.394
UK Government	Shared Prosperity Fund	0.657

GENERAL FUND REVENUE**CHIEF EXECUTIVE: TYPE OF SPEND**

2022/23 Budget		2023/24 Budget
£M		£M
	<u>Employees</u>	
30.769	NJC Local Govt Workers	33.183
2.348	JNC Chief Officers	2.431
0.539	Other	0.526
33.656		36.140
	<u>Premises</u>	
0.760	Repairs & Maintenance	0.760
0.022	Maintenance of Grounds	0.022
0.597	Energy	2.122
0.170	Rents	0.185
1.075	Local Tax	1.092
0.076	Water	0.074
0.173	Cleaning/Domestic	0.171
0.001	Other	0.003
2.874		4.429
	<u>Transport</u>	
0.034	Direct Transport	0.039
0.006	Contract Hire	0.007
0.009	Public Transport	0.006
0.092	Car Allowances	0.078
0.141		0.130
	<u>Supplies & Services</u>	
0.332	Equipment/Materials/Furniture	0.397
0.827	Communications/Computing	0.861
0.019	Provisions	0.000
0.265	Printing/Stationery	0.227
0.173	Advertising	0.142
0.277	Grants & Subscriptions	0.208
0.027	Members Expenses	0.022
2.224	Services	2.944
1.009	Miscellaneous	0.725
0.015	Other	0.011
5.168		5.537
	<u>Third Party</u>	
0.082	Rendered by Other Local Authorities	0.089
0.094	Rendered By Vol Organisation	0.094
0.050	Rendered by Private Contract	0.050
0.000	Structural	0.018

0.007	Cyclic	0.007
0.000	Safety Aids	0.006
0.082	Miscellaneous	0.081
0.315		0.345
	<u>Transfer Payments</u>	
0.010	School Children/Students	0.000
0.010		0.000
	<u>Support Services</u>	
0.068	Recharges	0.074
0.068		0.074
	<u>Capital Financing</u>	
1.725	Other	1.725
1.725		1.725
43.957	Total Expenditure	48.380
	<u>Income</u>	
-1.407	Government Grants	-1.854
-2.171	Other Grants/Reimbursements	-2.798
-6.052	Customer/Client Receipts	-7.021
-7.972	Internal income	-8.208
-17.602	Total Income	-19.881
26.355	NET CHIEF EXECUTIVE BUDGET	28.499

GENERAL FUND REVENUE**CHIEF EXECUTIVE: SERVICES PROVIDED**

2022/23 Budget		2023/24 Budget
£M		£M
	<u>Chief Executive</u>	
0.405	Chief Executive's Office	0.411
0.405		0.411
	<u>Human Resources</u>	
	<u>Human Resources</u>	
0.578	Support Services	0.574
1.402	Employee Relations	1.331
2.540	Organisational Development	2.419
4.520	Total Human Resources	4.324
	<u>Pensions, Procurement & Transactional Services</u>	
0.000	Pensions	0.000
1.337	Procurement	1.424
2.440	Transactional Services	2.779
4.769	Business Support	4.636
8.546	Total Pensions, Procurement & Transactional Services	8.839
13.066	Total Human Resources	13.163
	<u>Legal & Democratic Services</u>	
1.300	Legal Services	1.282
0.398	Legal Administration	0.418
3.461	Democratic Services & Communications	3.601
5.159	Total Legal & Democratic Services	5.301
	<u>Corporate Estates</u>	
0.009	Management of Surplus Sites	0.050
-0.194	Sundry Land and Properties	-0.259
1.605	Corporate Estates Management Department	1.611
2.097	Office Accommodation	3.583
1.146	Facilities Cleaning	1.420
4.663	Total Corporate Estates	6.405
	<u>Prosperity & Development</u>	
0.336	Central Services	0.565
1.106	Regeneration & Prosperity	1.063

Rhondda Cynon Taf County Borough Council

0.111	Housing	0.200
0.758	Planning Services	1.190
0.751	Design	0.201
3.062	Total Prosperity & Development	3.219
26.355	TOTAL CHIEF EXECUTIVE BUDGET	28.499

GENERAL FUND REVENUE**CHIEF EXECUTIVE'S OFFICE: TYPE OF SPEND**

2022/23 Budget		2023/24 Budget
£M		£M
	<u>Employees</u>	
0.050	NJC Local Govt Workers	0.052
0.219	JNC Chief Officers	0.222
0.269		0.274
	<u>Premises</u>	
0.001	Cleaning/Domestic	0.001
0.001		0.001
	<u>Supplies & Services</u>	
0.001	Printing/Stationery	0.000
0.132	Grants & Subscriptions	0.134
0.000	Other	0.001
0.002	Miscellaneous	0.001
0.135		0.136
0.405	Total Expenditure	0.411
0.405	NET CHIEF EXECUTIVE'S OFFICE BUDGET	0.411

GENERAL FUND REVENUE**HUMAN RESOURCES: TYPE OF SPEND**

2022/23 Budget		2023/24 Budget
£M		£M
	<u>Employees</u>	
15.394	NJC Local Govt Workers	15.755
0.615	JNC Chief Officers	0.631
0.375	Other	0.402
16.384		16.788
	<u>Premises</u>	
0.001	Repairs & Maintenance	0.000
0.025	Cleaning/Domestic	0.025
0.026		0.025
	<u>Transport</u>	
0.010	Direct Transport	0.010
0.002	Public Transport	0.002
0.025	Car Allowances	0.021
0.037		0.033
	<u>Supplies & Services</u>	
0.085	Equipment/Materials/Furniture	0.087
0.604	Communications/Computing	0.640
0.019	Provisions	0.000
0.168	Printing/Stationery	0.140
0.030	Advertising	0.030
0.028	Grants & Subscriptions	0.028
0.564	Services	0.608
0.142	Miscellaneous	0.141
0.004	Other	0.001
1.644		1.675
	<u>Third Party</u>	
0.059	Rendered By Vol Organisation	0.059
0.050	Rendered by Private Contract	0.050
0.109		0.109
	<u>Transfer Payments</u>	
0.010	School Children/Students	0.000
0.010		0.000
18.210	Total Expenditure	18.630
	<u>Income</u>	
-1.407	Government Grants	-1.197
-0.258	Other Grants/Reimbursements	-0.258
-0.949	Customer/Client Receipts	-0.934
-2.530	Internal Income	-3.078

-5.144	Total Income	-5.467
13.066	NET HUMAN RESOURCES BUDGET	13.163

GENERAL FUND REVENUE**LEGAL & DEMOCRATIC SERVICES: TYPE OF SPEND**

2022/23 Budget		2023/24 Budget
£M		£M
	<u>Employees</u>	
5.236	NJC Local Govt Workers	5.496
0.496	JNC Chief Officers	0.521
0.164	Other	0.122
5.896		6.139
	<u>Premises</u>	
0.005	Repairs & Maintenance	0.005
0.105	Rents	0.117
0.003	Cleaning/Domestic	0.003
0.113		0.125
	<u>Transport</u>	
0.003	Direct Transport	0.003
0.005	Public Transport	0.003
0.006	Car Allowances	0.005
0.014		0.011
	<u>Supplies & Services</u>	
0.086	Equipment/Materials/Furniture	0.145
0.084	Communications/Computing	0.083
0.078	Printing/Stationery	0.078
0.031	Advertising	0.077
0.027	Member Expenses	0.022
1.630	Services	2.255
0.136	Miscellaneous	0.140
0.000	Grants & Subscriptions	0.001
0.001	Other	0.000
2.073		2.801
	<u>Support Services</u>	
0.068	Recharges	0.074
0.068		0.074
8.164	Total Expenditure	9.150
	<u>Income</u>	
-1.913	Other Grants/Reimbursements	-2.537
-0.131	Customer/Client Receipts	-0.937
-0.961	Internal Income	-0.375
-3.005	Total Income	-3.849
5.159	NET LEGAL & DEMOCRATIC SERVICES BUDGET	5.301

GENERAL FUND REVENUE**CORPORATE ESTATES: TYPE OF SPEND**

2022/23 Budget		2023/24 Budget
£M		£M
	<u>Employees</u>	
5.929	NJC Local Govt Workers	6.705
0.543	JNC Chief Officers	0.558
6.472		7.263
	<u>Premises</u>	
0.754	Repairs & Maintenance	0.752
0.022	Maintenance of Grounds	0.022
0.597	Energy	2.116
0.059	Rents	0.062
1.069	Local Tax	1.086
0.073	Water	0.071
0.141	Cleaning/Domestic	0.139
0.001	Other	0.001
2.716		4.249
	<u>Transport</u>	
0.021	Direct Transport	0.021
0.006	Contract Hire	0.006
0.031	Car Allowances	0.023
0.058		0.050
	<u>Supplies & Services</u>	
0.117	Equipment/Materials/Furniture	0.117
0.124	Communications/Computing	0.123
0.008	Printing/Stationery	0.003
0.002	Advertising	0.002
0.020	Grants & Subscriptions	0.020
0.015	Services	0.015
0.537	Miscellaneous	0.331
0.008	Other	0.007
0.831		0.618
	<u>Third Party</u>	
0.082	Miscellaneous	0.081
0.082		0.081
	<u>Capital Financing</u>	
1.725	Other	1.725
1.725		1.725
11.884	Total Expenditure	13.986
	<u>Income</u>	
-2.829	Customer/Client Receipts	-2.913
-4.392	Internal Income	-4.668

-7.221	Total Income	-7.581
4.663	NET CORPORATE ESTATES BUDGET	6.405

GENERAL FUND REVENUE**PROSPERITY & DEVELOPMENT: TYPE OF SPEND**

2022/23 Budget		2023/24 Budget
£M		£M
	<u>Employees</u>	
4.160	NJC Local Govt Workers	5.175
0.475	JNC Chief Officers	0.499
0.000	Other	0.002
4.635		5.676
	<u>Premises</u>	
0.000	Repairs & Maintenance	0.003
0.000	Energy	0.006
0.006	Rents	0.006
0.006	Local Tax	0.006
0.003	Water	0.003
0.003	Cleaning/Domestic	0.003
0.000	Other	0.002
0.018		0.029
	<u>Transport</u>	
0.000	Direct Transport	0.005
0.000	Contract Hire	0.001
0.002	Public Transport	0.001
0.030	Car Allowances	0.029
0.032		0.036
	<u>Supplies & Services</u>	
0.044	Equipment/Materials/Furniture	0.048
0.015	Communications/Computing	0.015
0.010	Printing/Stationery	0.006
0.110	Advertising	0.033
0.097	Grants & Subscriptions	0.025
0.015	Services	0.066
0.192	Miscellaneous	0.112
0.002	Other	0.002
0.485		0.307
	<u>Third Party</u>	
0.082	Rendered by Other Local Authorities	0.089
0.035	Rendered by Voluntary Organisations	0.035
0.000	Structural	0.018
0.007	Cyclic	0.007
0.000	Safety Aids	0.006
0.124		0.155
5.294	Total Expenditure	6.203
	<u>Income</u>	

0.000	Government Grants	-0.657
0.000	Other Grants/Reimbursements	-0.003
-2.143	Customer/Client Receipts	-2.237
-0.089	Internal Income	-0.087
-2.232	Total Income	-2.984
3.062	NET PROSPERITY & DEVELOPMENT BUDGET	3.219

CHIEF EXECUTIVE THREE YEAR CAPITAL PROGRAMME

	BUDGET		
	2023/24	2024/25	2025/26
	£M	£M	£M
<u>Prosperity & Development</u>			
Regeneration			
Enterprise Investment Fund	0.140	0.140	0.140
Transforming Towns Place Making Grant	0.580	0.690	0.000
Regeneration Investment	0.598	0.290	0.290
Porth Interchange Metro+ LTF	0.504	0.000	0.000
UK Government Shared Prosperity Fund	1.938	14.752	0.000
Total Regeneration	3.760	15.872	0.430
Cardiff Capital Region City Deal			
Cardiff Capital Region City Deal	1.000	1.000	1.000
Total Cardiff Capital Region City Deal	1.000	1.000	1.000
Planning & Countryside			
Countryside	0.078	0.078	0.000
Total Planning & Countryside	0.078	0.078	0.000
Private Sector Housing			
Disabled Facilities Grants/Adaptations (DFG)	3.375	3.375	2.875
Maintenance Repair Assistance (MRA)	0.250	0.250	0.250
Renovation Grants Exceptional Circumstances & Home Improvement Zones	0.350	0.250	0.250
Empty Properties Grants Investment	1.940	0.000	0.000
National Empty Homes Grant Scheme	2.395	2.395	0.000
Affordable Housing	2.910	0.500	0.000
Tackling Poverty Fund	0.200	0.000	0.000
Community Regeneration	0.300	0.100	0.100
Total Private Sector Housing	11.720	6.870	3.475
Total Prosperity & Development	16.558	23.820	4.905
<u>Corporate Estates</u>			
Major repair/refurbishment and/or rationalisation of Service Group Accommodation	0.541	0.110	0.110

Strategic Maintenance	0.040	0.040	0.040
Asset Management Planning	0.040	0.040	0.040
Asbestos Management	0.125	0.125	0.125
Asbestos Remediation Works	0.040	0.040	0.040
Legionella Remediation Works	0.195	0.195	0.195
Legionella Management	0.125	0.125	0.125
Carbon Reduction Programme	0.635	0.300	0.300
Electric Vehicles Charging	0.347	0.000	0.000
ULEV – WLGA third party grant for Local Authority EV charging infrastructure	0.237	0.000	0.000
Total Corporate Estates	2.325	0.975	0.975
TOTAL CHIEF EXECUTIVE BUDGET	18.883	24.795	5.880

* The 2023/24 budget includes estimated slippage from 2022/23 and additional grant aided schemes that were known when the three year programme was agreed.

RHONDDA CYNON TAF COUNTY BOROUGH COUNCIL

FINANCE, DIGITAL & FRONTLINE SERVICES

FINANCE, DIGITAL & FRONTLINE SERVICES OVERVIEW

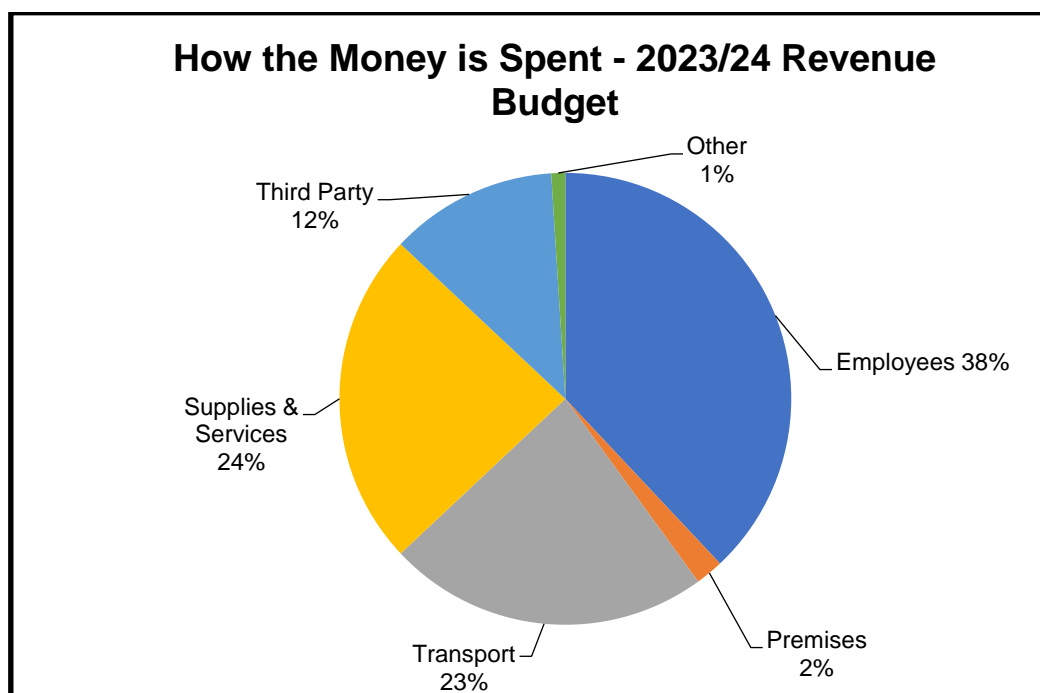
This Group contains Finance, Digital and Frontline Services (i.e. Highways, Transportation, Streetcare and Parks Services).

A summary of the total resources available for the Finance, Digital & Frontline Services Group in the 2023/24 financial year is as follows:

	Gross Expenditure	Income	Net Expenditure
	£M	£M	£M
Capital Programme	52.604	0.000	52.604
General Fund Revenue	113.688	-34.093	79.595
Total	166.292	-34.093	132.199

FINANCE, DIGITAL & FRONTLINE SERVICES REVENUE EXPENDITURE

The Net Revenue Budget for the Finance, Digital & Frontline Services Group for 2023/24 amounts to £79.595M. Gross expenditure is estimated at £113.688M and this is analysed by expenditure type in the chart below.



Income receivable by the Group of £34.093M reduces net expenditure to £79.595M. A detailed analysis of how this money will be spent can be found on subsequent pages within this section.

Specific Revenue Grants 2023/24

The table below identifies the main areas of expenditure funded by Specific Revenue Grants, which are included within gross expenditure / income figures as appropriate.

Award Body	Purpose	Amount £M
Welsh Government	Caru Cymru	0.030
	Sustainable Waste Management Grant	1.051
	Flood & Coastal Erosion Risk Management	0.225
	Concessionary Fares	6.839
	Road Safety	0.101
	Bus Emergency Scheme	0.028
	Bus Service Support	0.665
	Wales Community Care Information System	0.470
UK Government	Shared Prosperity Fund	0.309

GENERAL FUND REVENUE**FINANCE, DIGITAL & FRONTLINE SERVICES: TYPE OF SPEND**

2022/23 Budget		2023/24 Budget
£M		£M
	<u>Employees</u>	
33.262	NJC Local Govt Workers	38.710
1.575	JNC Chief Officers	1.537
2.480	Other	2.701
37.317		42.948
	<u>Premises</u>	
0.598	Repairs & Maintenance	0.591
0.264	Energy	0.892
0.251	Rents	0.285
0.614	Local Tax	0.593
0.142	Water	0.140
0.179	Cleaning/Domestic	0.190
0.086	Other	0.086
2.134		2.777
	<u>Transport</u>	
9.709	Direct Transport	8.594
12.841	Contract Hire	16.916
0.557	Public Transport	0.581
0.069	Car Allowances	0.070
23.176		26.161
	<u>Supplies & Services</u>	
5.931	Equipment/Materials/Furniture	4.550
1.889	Communications/Computing	1.773
0.244	Printing/Stationery	0.219
0.117	Advertising	0.209
0.174	Grants & Subscriptions	0.171
17.448	Services	17.441
2.743	Miscellaneous	2.707
0.131	Other	0.132
28.677		27.202
	<u>Third Party</u>	
1.555	Rendered by Other Local Authorities	1.563
0.022	Rendered By Private Contract	0.022
8.621	Transport	8.645
0.215	Structural	0.218
0.672	Cyclic	0.682
0.428	Safety Aids	0.434
0.071	Winter Maintenance	0.072
1.645	Street Lighting	2.350

0.114	Miscellaneous	0.103
0.032	Highways Drainage	0.033
13.375		14.122
	<u>Transfer Payments</u>	
0.138	School Children/Students	0.221
0.138		0.221
	<u>Support Services</u>	
0.009	Recharges	0.009
0.009		0.009
	<u>Capital Financing</u>	
0.598	Other	0.248
0.598		0.248
105.424	Total Expenditure	113.688
	<u>Income</u>	
-8.118	Government Grants	-9.052
-1.363	Other Grants/Reimbursements	-1.609
-4.824	Customer/Client Receipts	-5.174
-0.542	Recharges–Other Revenue Account	-0.552
-16.370	Internal Income	-17.706
-31.217	Total Income	-34.093
74.207	NET FINANCE, DIGITAL & FRONTLINE SERVICES BUDGET	79.595

GENERAL FUND REVENUE**FINANCE, DIGITAL & FRONTLINE SERVICES: SERVICES PROVIDED**

2022/23 Budget		2023/24 Budget
£M		£M
	<u>Finance & Digital Services</u>	
	<u>Finance</u>	
3.703	Financial Management, Accountancy & Internal Audit	4.022
0.038	Public Service Partnerships	0.038
3.741	Total Finance	4.060
	<u>ICT & Digital Services</u>	
8.788	ICT & Digital Services	7.829
8.788	Total ICT & Digital Services	7.829
12.529	<u>Total Finance & Digital Services</u>	11.889
	<u>Frontline Services</u>	
3.765	Highways Management	4.611
14.709	Transportation	19.146
0.345	Strategic Projects	0.332
5.441	Street Cleansing	6.402
5.094	Highways Maintenance	4.960
24.276	Waste Services	24.497
3.023	Fleet Management	1.899
3.731	Parks Services	4.151
1.294	Group Directorate	1.708
61.678	<u>Total Frontline Services</u>	67.706
74.207	TOTAL FINANCE, DIGITAL & FRONTLINE SERVICES BUDGET	79.595

GENERAL FUND REVENUE**FINANCE & DIGITAL SERVICES: TYPE OF SPEND**

2022/23 Budget		2023/24 Budget
£M		£M
	<u>Employees</u>	
10.030	NJC Local Govt Workers	11.553
0.977	JNC Chief Officers	1.036
11.007		12.589
	<u>Premises</u>	
0.001	Repairs & Maintenance	0.001
0.001	Rents	0.001
0.020	Local Tax	0.019
0.029	Cleaning/Domestic	0.029
0.051		0.050
	<u>Transport</u>	
0.001	Public Transport	0.002
0.013	Car Allowances	0.013
0.014		0.015
	<u>Supplies & Services</u>	
1.133	Equipment/Materials/Furniture	0.164
1.557	Communications/Computing	1.360
0.168	Printing/Stationery	0.148
0.013	Grants & Subscriptions	0.010
0.013	Services	0.009
0.394	Miscellaneous	0.334
0.002	Other	0.000
3.280		2.025
	<u>Third Party</u>	
0.298	Rendered by Other Local Authorities	0.304
0.022	Rendered By Private Contract	0.022
0.320		0.326
14.672	Total Expenditure	15.005
	<u>Income</u>	
0.000	Government Grants	-0.470
-0.108	Other Grants/Reimbursements	-0.112
-0.237	Customer/Client Receipts	-0.266
-1.798	Internal Income	-2.268
-2.143	Total Income	-3.116
12.529	NET FINANCE & DIGITAL SERVICES BUDGET	11.889

GENERAL FUND REVENUE**FRONTLINE SERVICES: TYPE OF SPEND**

2022/23 Budget		2023/24 Budget
£M		£M
	<u>Employees</u>	
23.232	NJC Local Govt Workers	27.157
0.598	JNC Chief Officers	0.501
2.480	Other	2.701
26.310		30.359
	<u>Premises</u>	
0.597	Repairs & Maintenance	0.590
0.264	Energy	0.892
0.250	Rents	0.284
0.594	Local Tax	0.574
0.142	Water	0.140
0.150	Cleaning/Domestic	0.161
0.086	Other	0.086
2.083		2.727
	<u>Transport</u>	
9.709	Direct Transport	8.594
12.841	Contract Hire	16.916
0.556	Public Transport	0.579
0.056	Car Allowances	0.057
23.162		26.146
	<u>Supplies & Services</u>	
4.798	Equipment/Materials/Furniture	4.386
0.332	Communications/Computing	0.413
0.076	Printing/Stationery	0.071
0.117	Advertising	0.209
0.161	Grants & Subscriptions	0.161
17.435	Services	17.432
2.349	Miscellaneous	2.373
0.129	Other	0.132
25.397		25.177
	<u>Third Party</u>	
1.257	Rendered by Other Local Authorities	1.259
8.621	Transport	8.645
0.215	Structural	0.218
0.672	Cyclic	0.682
0.428	Safety Aids	0.434
0.071	Winter Maintenance	0.072
1.645	Street Lighting	2.350
0.114	Miscellaneous	0.103

0.032	Highways Drainage	0.033
13.055		13.796
	<u>Transfer Payments</u>	
0.138	School Children/Students	0.221
0.138		0.221
	<u>Support Services</u>	
0.009	Recharges	0.009
0.009		0.009
	<u>Capital Financing</u>	
0.598	Other	0.248
0.598		0.248
90.752	Total Expenditure	98.683
	<u>Income</u>	
-8.118	Government Grants	-8.582
-1.255	Other Grants/Reimbursements	-1.497
-4.587	Customer/Client Receipts	-4.908
-0.542	Recharges–Other Revenue Account	-0.552
-14.572	Internal Income	-15.438
-29.074	Total Income	-30.977
61.678	NET FRONTLINE SERVICES BUDGET	67.706

FINANCE, DIGITAL & FRONTLINE SERVICES THREE YEAR CAPITAL PROGRAMME

	BUDGET		
	2023/24	2024/25	2025/26
	£M	£M	£M
<u>Finance & Digital Services</u>			
CIVICA Financials	0.260	0.260	0.260
Capitalisation of Computer HW/SW & Licences	1.200	1.200	1.200
Total Finance & Digital Services	1.460	1.460	1.460
<u>Frontline Services</u>			
<u>Highways Technical Services</u>			
Highways Improvements	4.800	1.000	1.000
Car Parks	0.045	0.045	0.045
Structures	4.450	0.210	0.210
Parks Structures	0.780	0.000	0.000
Street Lighting	0.540	0.440	0.340
Traffic Management	0.110	0.110	0.110
Total Highways Technical Services	10.725	1.805	1.705
<u>Strategic Projects</u>			
Transportation and Travel Schemes	0.017	0.000	0.000
Transportation Infrastructure	16.173	7.980	0.025
Drainage Improvements	0.750	0.100	0.100
Total Strategic Projects	16.940	8.080	0.125
<u>Storm Dennis Flood Recovery</u>			
Storm Dennis Flood Recovery	20.109	0.000	0.000
Total Storm Dennis Flood Recovery	20.109	0.000	0.000
<u>Wastes Strategy</u>			
Waste Strategy	1.200	0.000	0.000
Total Waste Strategy	1.200	0.000	0.000
<u>Fleet</u>			
Vehicles	1.200	1.600	1.600
Total Fleet	1.200	1.600	1.600
<u>Buildings</u>			
Buildings	0.150	0.050	0.050
Total Buildings	0.150	0.050	0.050
Total Frontline Services	51.144	11.605	3.550

TOTAL PROSPERITY, DEVELOPMENT & FRONTLINE SERVICES BUDGET	52.604	13.065	5.010
--	---------------	---------------	--------------

*** The 2023/24 budget includes slippage from 2022/23 and additional grant aided schemes that were known when the three year programme was agreed.**

RHONDDA CYNON TAF COUNTY BOROUGH COUNCIL

AUTHORITY WIDE BUDGETS

AUTHORITY WIDE BUDGETS OVERVIEW

Authority Wide Budgets represent those elements of financing which are Council wide and which cannot be directly attributed to any specific service group.

A summary of the total resources available for these budgets in the 2023/24 financial year is as follows:

	Gross Expenditure	Income	Net Expenditure
	£M	£M	£M
General Fund Revenue	127.848	-51.135	76.713
Total	127.848	-51.135	76.713

AUTHORITY WIDE BUDGETS: SERVICES PROVIDED

2022/23 Budget		2023/24 Budget
£M		£M
21.308	Capital Financing	21.708
13.202	Levies	14.960
14.583	Miscellaneous	13.836
0.425	NDR Relief	0.425
25.587	Council Tax Reduction Scheme	25.784
75.105	TOTAL AUTHORITY WIDE BUDGETS	76.713